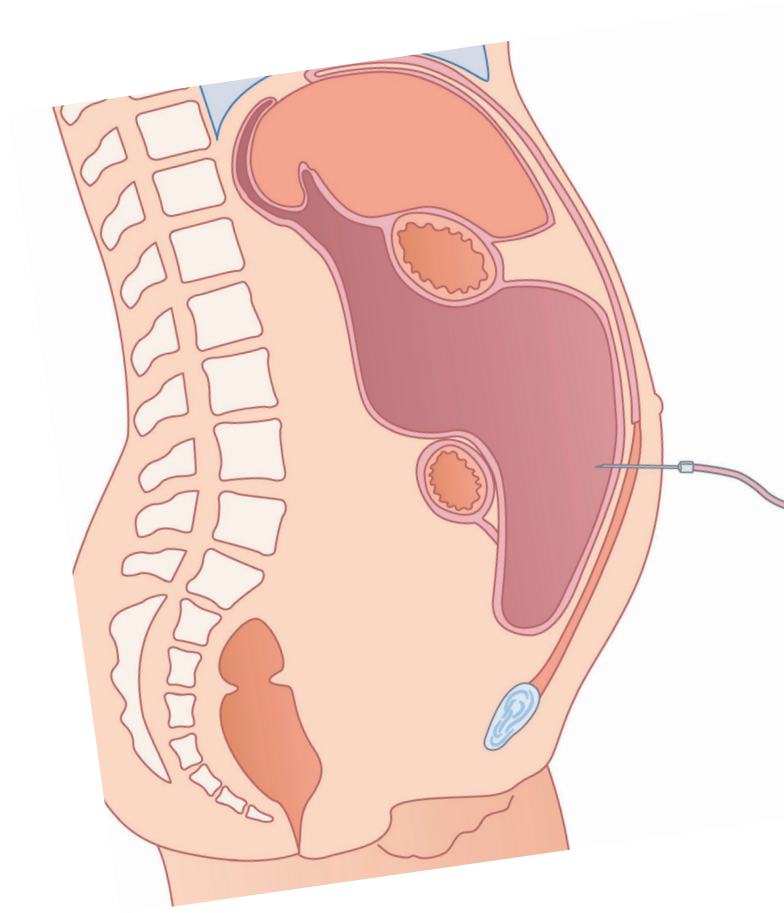


# Abdominal Paracentesis



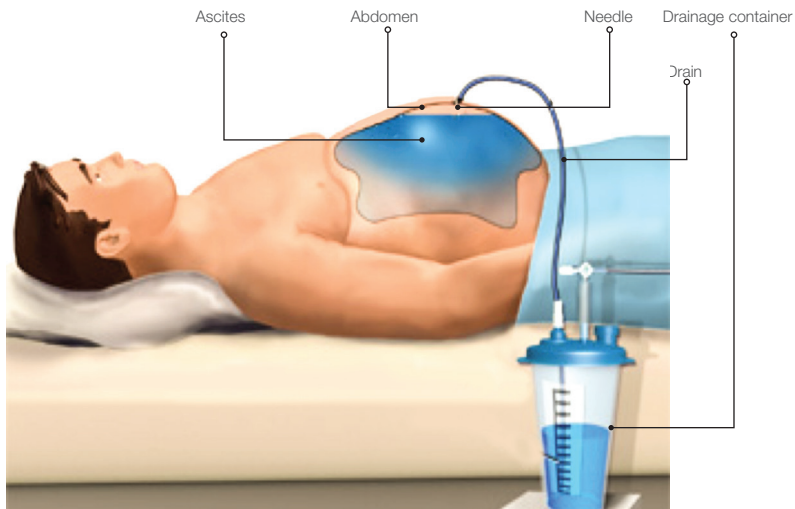
The JurongHealth-National University Cancer Institute, Singapore (NCIS) Cancer Service offers specialised treatments to cancer patients using a combination of surgery and/or chemotherapy and/or radiation therapy.

# What is abdominal paracentesis?

Abdominal paracentesis is a medical procedure used to drain the excessive fluid from your abdomen to relieve symptoms caused by a condition known as ascites, where a large amount of fluid has accumulated in the abdominal cavity. Ascites may cause abdominal discomfort, the feeling of fullness after eating just a small amount of food, indigestion, shortness of breath, constipation or a decrease in bladder capacity.

## How do I prepare?

- Your doctor will discuss the treatment with you in detail and obtain your informed consent.
- You may need to undergo tests to check your medical condition and renal function.
- There is no need to fast before the procedure.
- You may need to empty your bladder just before the procedure.



**Adominal Paracentesis**

## During the procedure

A doctor will insert a cannulated needle into your abdomen while you are lying down to drain the fluid out from your abdomen.

You may experience pain during the procedure, but your doctor will inject a local anaesthetic to your abdomen to numb the insertion area. A nurse will monitor you closely.

When the procedure has completed, the needle will be removed and an elastoplast dressing will be applied to the puncture site to stop any leaking or bleeding.

Depending on your medical condition, you may be given albumin replacement intravenously.

If there are no complications after the procedure, you will be discharged a few hours after the procedure.

## After the procedure

- If you feel dizzy or unwell, please inform your nurse or doctor.
- It is normal to observe minimal leakage or bleeding after the procedure. A nurse will change your dressing if it gets soaked.
- Please keep your dressing dry and intact. You may remove the Elastoplast dressing 24 hours after your procedure and change to a normal dressing. You may remove the dressing when your puncture site is clean and dry.
- To promote healing, please avoid strenuous activity for the next two days.

## Possible risks and complications

Please call our Oncology Resource Line at 6716 1702 from 8.30am to 5.00pm (Monday to Friday) or go to the Emergency Department if you experience any of the following symptoms or conditions:

- Abdominal fluids accumulating again and causing symptoms
- Excessive leakage from the puncture site
- Fever (temperature above 38°C)
- Severe abdominal pain
- Tenderness and pain at the puncture site

## Follow-up appointments

An appointment will be arranged for you at a Specialist Outpatient Clinic after your procedure.

It is important to attend all follow-up appointments to allow your doctor to review your condition.

## For more information

### Ng Teng Fong General Hospital and Jurong Community Hospital

1 Jurong East St 21, Singapore 609606

General enquiries: 6716 2000 Fax: 6716 5500

[www.ntfgh.com.sg](http://www.ntfgh.com.sg)

### Clinical and appointment line hours (closed on Sundays and public holidays)

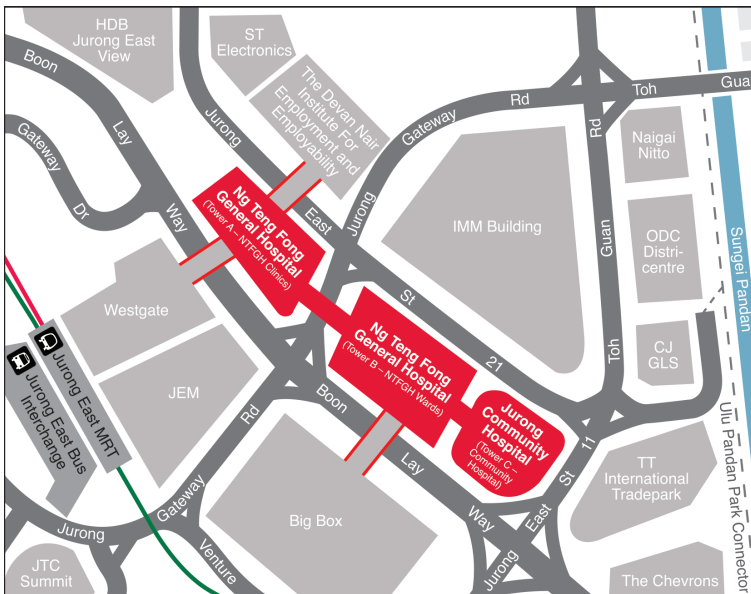
For appointments, please call 6716 2222

Monday - Friday 8.00am - 5.30pm, Saturday 8.00am - 12.30pm

For dental appointments, please call 6716 2233

Monday - Thursday 8.00am - 5.30pm, Friday 8.00am - 5.00pm

## Getting there



### By train

Jurong East MRT Station

### By bus

#### From Jurong East Bus Interchange

SBS 49, 51, 52, 66, 78, 79, 97, 97e, 98, 98M, 105,

143, 143M, 160, 183, 197, 333, 334, 335, 506

#### Along Boon Lay Way

SBS 99, Private bus service 625

### Disclaimer:

The information in this brochure is meant for educational purposes and should not be used as a substitute for medical diagnosis or treatment. Please seek your doctor's advice before starting any treatment or if you have any questions related to your health, physical fitness or medical condition.