

# MEDICATION DELIVERY



**Skip the queue with our Medication Delivery service.**

Order through the NUHS App to have your medication delivered directly to your preferred location, or opt for self-collection via our Locker Service.

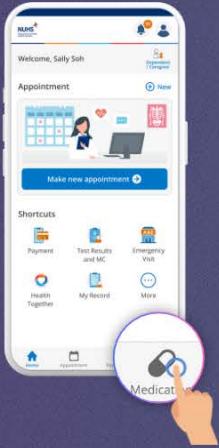


# Medication order (A)

Refer to 'Medication order (B)' if your prescription has expired or your medication won't last until your next appointment.

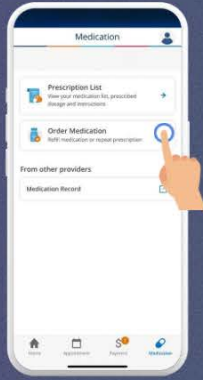
1

Tap 'Medication'.



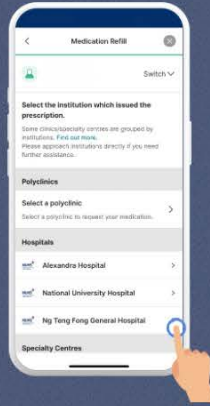
2

Tap 'Order Medication'.



3

Select the institution which prescribed the medication.



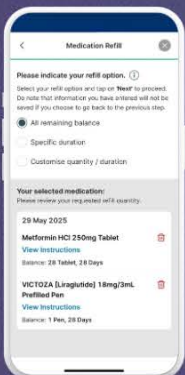
4

Check that you have a balance for the medication, then select the one you wish to order.



5

Indicate your refill option.



6

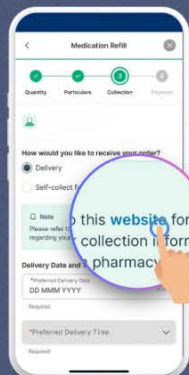
Confirm your particulars.



7

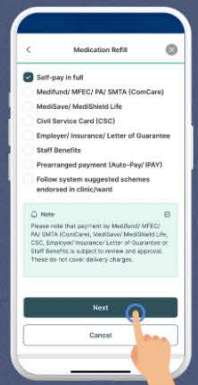
Select your collection mode.

Note: Before you proceed, tap 'website' for important details about your order.



8

Select your payment mode and tap 'Next' to review and submit your request.

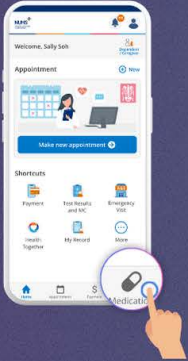


# Medication order (B)

Follow these steps if your prescription has expired or your medication won't last until your next appointment.

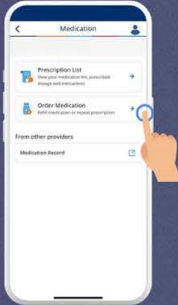
1

Tap 'Medication'.



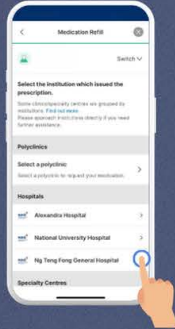
2

Tap 'Order Medication'.



3

Select the institution which issued the prescription.



4

Tap 'Click here to repeat your prescription'.



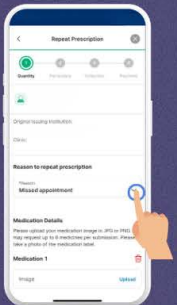
5

Select the clinic that issued your prescription.



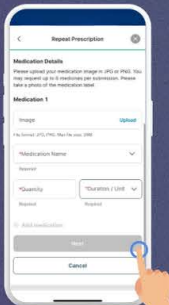
6

Select the reason for repeating the prescription.



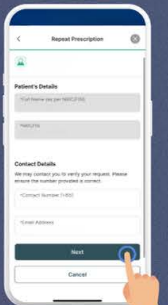
7

Fill in your medication details.



8

Confirm your particulars.



9

Select your collection mode.

Note: Before you proceed, tap 'website' for important details about your order.



10

Select your payment mode and tap 'Next' to review and submit your request.

