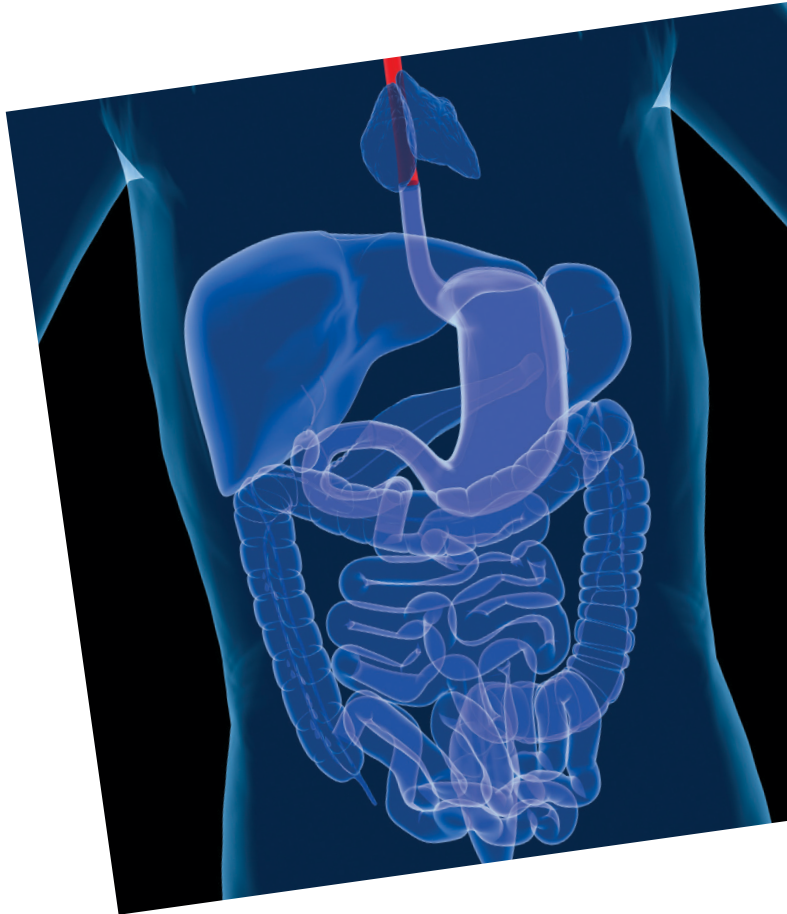


Barium Enema



The Department of Radiology provides a comprehensive range of imaging services, both diagnostic and image-guided interventional procedures to diagnose and treat many medical conditions. Using advanced imaging equipment, our qualified and experienced radiologists and radiographers perform a variety of examinations, from basic X-rays to more complex MRI and CT scans.

What is a barium enema examination?



A barium enema is a specialised X-ray examination of the large intestine or colon. It involves introducing a barium-based liquid (contrast) into the rectum to produce clear X-ray images of the colon (i.e. large intestine).

What can I expect?

- You will need to change into a hospital patient gown.
- An injection may be given to relax your muscles just before the examination. This may cause a momentary blurring of vision.
- You will be asked to lie on your side on the X-ray couch, and a tube will be gently inserted into your rectum.
- A barium-based liquid will be slowly introduced through this tube while the radiologist (a doctor who specialises in these procedures and who interprets the results) examines your colon with the help of X-rays.
- You will be required to lie in various positions while images of your colon are taken. To enhance the sharpness of the images captured, you will be requested to hold your breath for short intervals, to obtain better quality images.
- The examination may take 30 to 60 minutes.



How should I prepare?

Three days before the examination

- Eat a low residue diet (lean meat, steamed fish, boiled rice and boiled potatoes).
- Avoid vegetables, brown bread and fruits.

Two days before the examination

- On the evening of _____, take the two laxative tablets provided to you and drink plenty of water.

One day before the examination

- Drink plenty of fluid today.
- At 8pm on _____, take the laxative solution provided with plenty of water.
- At 10pm on the same evening, take another two laxative tablets provided and drink plenty of water.

On the day of the examination

- At 7am, insert the suppository provided to you into your rectum. This will help you empty your bowels later.
- You need to fast for six hours before the examination. You are allowed to drink small quantities of fluid/beverage before coming to the hospital.
- Please empty your bladder before the examination.

After the examination

- Most of the barium liquid will be drained from your colon and the tube removed from your rectum. You are encouraged to go to the toilet after the examination.
- To prevent constipation, you are advised to drink plenty of water and eat more fruits and vegetables.
- Do not be alarmed if your stools are white in the next few days after the examination. This is due to the residual barium in your bowels.
- You are advised not to drive on the day of your examination as the injection given may cause double vision. This side effect is temporary and will subside after a few hours.

Important points to note

- Please inform us if you have any medical problems (e.g. glaucoma, heart problems, etc) or allergies to medications, alcohol swabs, etc.
- Please inform the radiographer if you suspect that you may be pregnant.
- Patients below 21 years old or are mentally unsound must obtain consent from their parents or guardian.
- Please be punctual. Any delay will affect the scheduling of other patients, and your appointment may need to be rescheduled.
- Please inform the Radiology department at 6716 2001 if you are unable to keep the appointment.
- Please bring along all your old X-rays and reports, if any.

Appointment

Name:

Age:

Sex:

Examination:

Fee (estimated):

Appointment Date:

Appointment Time:

Referring SOC:

Venue: Radiology Department (Tower B), Ng Teng Fong General Hospital

For more information

Ng Teng Fong General Hospital and Jurong Community Hospital

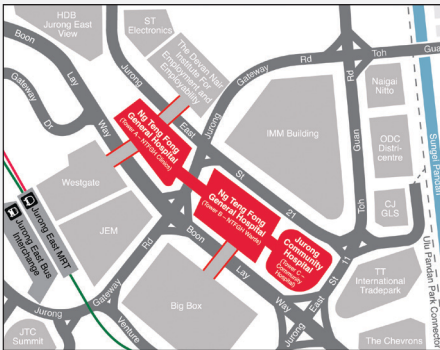
1 Jurong East St 21,
Singapore 609606
General enquiries: 6716 2000 Fax: 6716 5500
www.juronghealth.com.sg

Clinical and appointment line hours (closed on Sundays and public holidays)

For appointments, please call 6716 2222
Monday - Friday 8.00am - 5.30pm,
Saturday 8.00am - 12.30pm

For dental appointments, please call 6716 2233
Monday - Thursday 8.00am - 5.30pm,
Friday 8.00am - 5.00pm

Getting there



By train

Jurong East MRT Station

By bus

From Jurong East Bus Interchange

SBS 51, 52, 66, 78, 79, 97, 97e, 98,
98M, 105, 143, 143M, 160, 183, 197,
333, 334, 335, 506

Along Boon Lay Way

SBS 99, Private bus service 625

Jurong Medical Centre

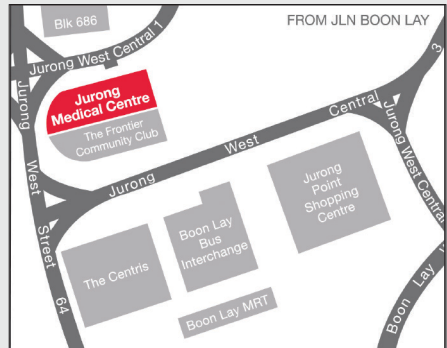
60 Jurong West Central 3,
Singapore 648346
General enquiries: 6716 2000 Fax: 6551 7999
www.jmc.com.sg

Clinical and appointment line hours (closed on Sundays and public holidays)

For appointments, please call 6716 2222
Monday - Friday 8.00am - 5.30pm,
Saturday 8.00am - 12.30pm

For dental appointments, please call 6716 2233
Monday - Thursday 8.00am - 5.30pm,
Friday 8.00am - 5.00pm

Getting there



By train

Boon Lay MRT Station

By bus

SBS 30, 79, 154, 157, 174, 179, 181,
182, 192, 193, 194, 198, 199, 240, 241,
242, 243 W/G, 246, 249, 251, 252, 254,
255, 257, 405
SMRT 172, 178, 180, 187

Disclaimer:

The information in this brochure is meant for educational purposes and should not be used as substitute for medical diagnosis or treatment. Please seek your doctor's advice before starting any treatment or if you have any questions related to your health, physical fitness or medical condition.