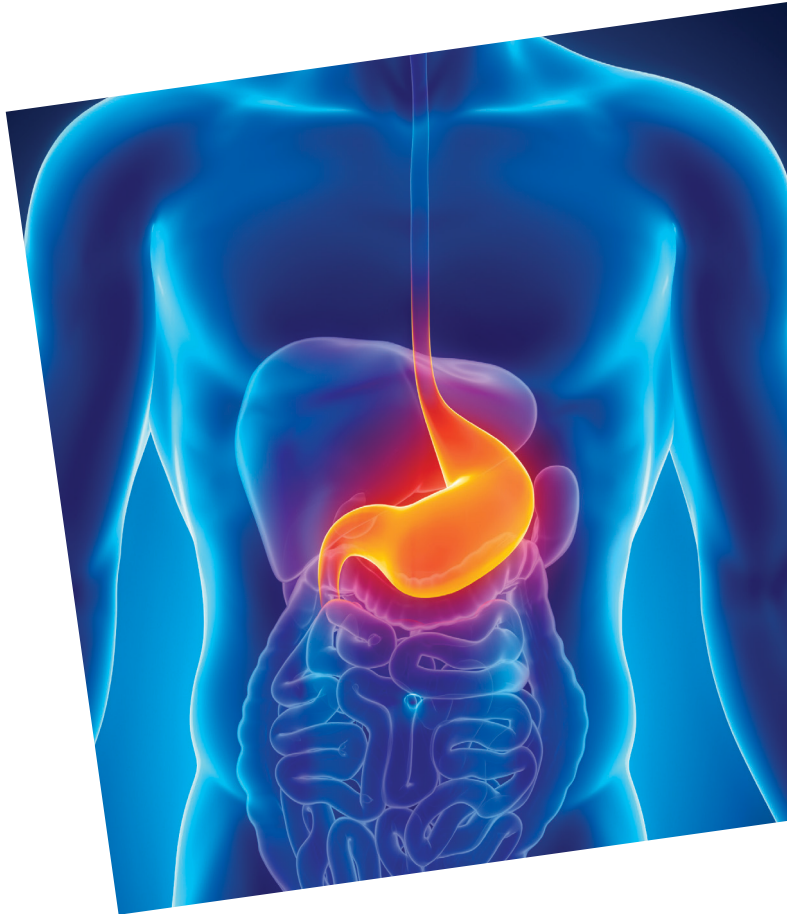


Barium Swallow And Meal



Ng Teng Fong
General Hospital



Jurong
Community
Hospital

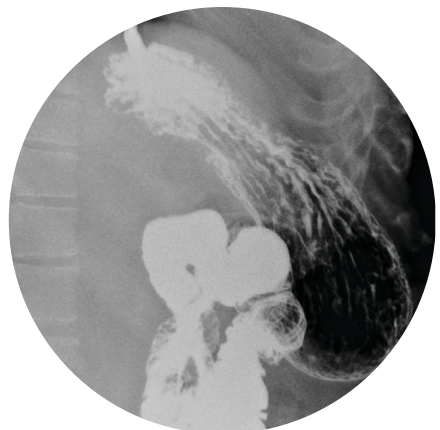
The Department of Radiology provides a comprehensive range of imaging services, both diagnostic and image-guided interventional procedures to diagnose and treat many medical conditions. Using advanced imaging equipment, our qualified and experienced radiologists and radiographers perform a variety of examinations, from basic X-rays to more complex MRI and CT scans.

What is a barium swallow and meal examination?

A barium swallow is a specialised X-ray examination of your oesophagus (gullet), while a barium meal examination is an examination of your stomach.

Normal X-rays of the abdomen may not show the gullet, stomach and intestines very clearly. To outline these organs, you will need to drink a solution of barium sulphate.

Sometimes, you may have additional films taken after the initial examination to allow us to better visualise your small intestines. This procedure is known as a barium-follow-through examination.



What can I expect?

- You will need to change into a hospital patient gown.
- An injection may be given to relax your stomach muscles just before the examination. This may cause momentary blurring of vision.
- You will be required to swallow some granules with a small amount of liquid followed by a drink containing barium sulphate.
- A radiologist will perform the examination with the aid of X-rays and a viewing monitor.
- You will need to turn and lie in various positions to enable your radiologist to visualise your stomach better.
- You will be occasionally asked to hold your breath for a few seconds to capture sharper images.
- After the examination, you can eat and drink.
- The examination may take between 30 to 45 minutes.

How should I prepare?

- Drink plenty of fluids and eat fruits and vegetables to avoid constipation. If you have any medical problems which does not allow you to drink plenty of water, please follow your doctor's advice.
- Please fast six hours before the examination.



After the examination

- To prevent constipation, you are advised to drink plenty of water and eat more fruits and vegetables.
- Do not be alarmed if your stools appear white in the next few days after the examination. This is due to the residual barium in your bowels.
- You are advised not to drive on the day of your examination as the injection given may cause double vision. This side effect is temporary and will subside in a few hours.



Important points to note

- Please inform us if you have any medical problems (e.g. glaucoma, heart problems, etc) or allergies to medications, alcohol swabs, etc).
- Please inform the radiographer if you suspect that you may be pregnant.
- Patients below 21 years old or are mentally unsound must obtain consent from their parents or guardian.
- Please be punctual. Any delay will affect the scheduling of other patients, and your appointment may need to be rescheduled.
- Please inform the Radiology department at 6716 2001 if you are unable to keep the appointment.
- Please bring along all your old X-rays and reports, if any.



Appointment

Name:

Age:

Sex:

Examination:

Fee (estimated):

Appointment Date:

Appointment Time:

Referring SOC:

Venue: Radiology Department (Tower B), Ng Teng Fong General Hospital

For more information

Ng Teng Fong General Hospital and Jurong Community Hospital

1 Jurong East St 21, Singapore 609606

www.ntfgh.com.sg | www.jch.com.sg

Clinic opening hours

Monday – Friday: 8.30am – 5.30pm

Saturday: 8.30am – 12.30pm (Selected clinics only*)

Dental Clinic: Monday – Thursday: 8.00am – 5.30pm, Friday: 8.00am – 5.00pm

*Please refer to our websites for more details.

General enquiries & appointments

General enquiries line: 6908 2222 (24-hr)

Fax: 6716 5500 | Email: contactus@nuhs.edu.sg

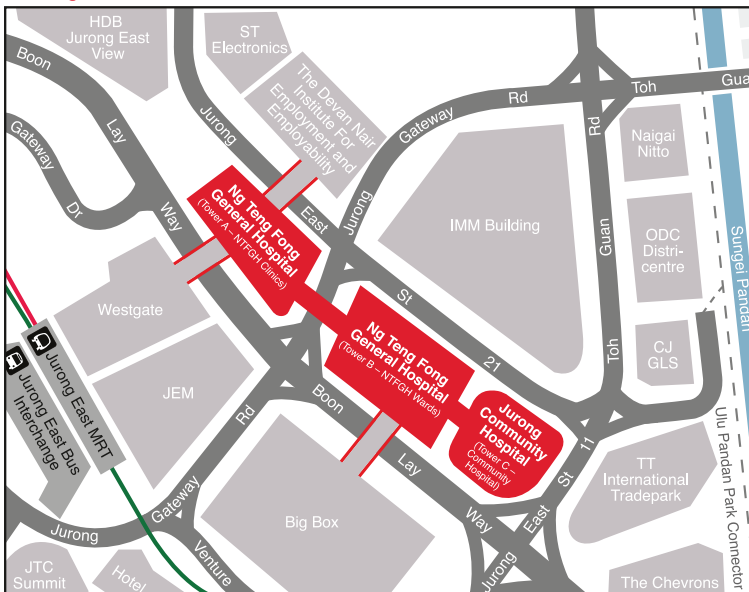
Appointment line: 6908 2222 (Monday – Friday: 8.00am – 5.30pm, Saturday: 8.00am – 12.30pm)

Fax: 6716 2200 | Email: appointment@nuhs.edu.sg

Dental appointment line: 6716 2233 (Monday – Friday: 8.00am – 5.30pm)

Fax: 6716 2200 | Email: JHCampus_Dental@nuhs.edu.sg

Getting there



By train

Alight at Jurong East MRT Station

By bus

Jurong East Bus Interchange

41, 49, 51, 52, 66, 66B, 78, 78A, 79, 79A, 97, 97E, 98, 98M, 105, 143, 143M, 160, 160A, 160M, 183, 183B, 197, 333, 334, 335, 506

Along Boon Lay Way

49, 99, 333, Private bus service 625, 990

Disclaimer:

The information in this brochure is meant for educational purposes and should not be used as a substitute for medical diagnosis or treatment. Please seek your doctor's advice before starting any treatment or if you have any questions related to your health, physical fitness or medical condition. Information is accurate at the time of printing.