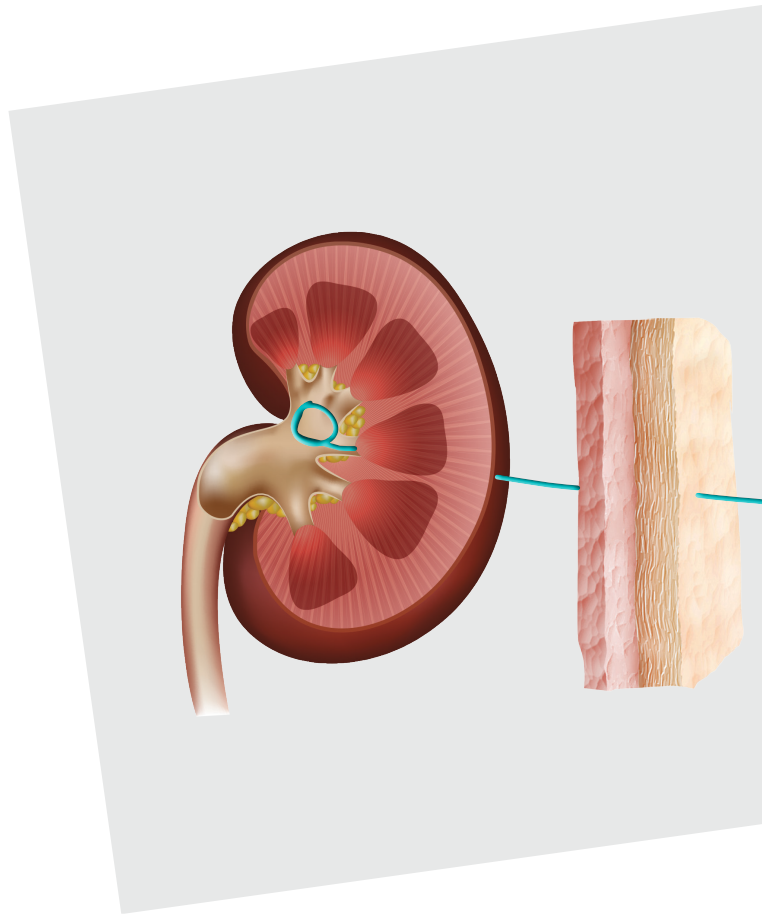


Percutaneous Nephrolithotomy (PCNL)



The Urology service offers a comprehensive range of adult urologic care to patients, including advanced diagnostic, medical and surgical care for men and women. Our team of specialised urologists offer individualised care on general urological conditions, urologic cancers (bladder, kidney, penile, prostate and testicular), urinary stone disease, urinary tract infection, prostate diseases (benign prostatic hyperplasia and prostatitis), urinary incontinence for males and females, male infertility and blood in the urine (haematuria).

Percutaneous Nephrolithotomy (PCNL) is a surgery that removes large stones directly from the kidney. Stones can be removed with one procedure. PCNL is considered a more invasive procedure as it carries a higher risk of complications, such as bleeding and fever.

How is PCNL performed?

PCNL is performed under general anaesthesia. Using a nephroscope, stones are removed or broken into smaller pieces with the help of a laser, ultrasound, or a pneumatic lithotripter. Sometimes a JJ-stent (Fig. 1) or a percutaneous nephrostomy tube (Fig. 2) is placed to remove urine from your kidney.

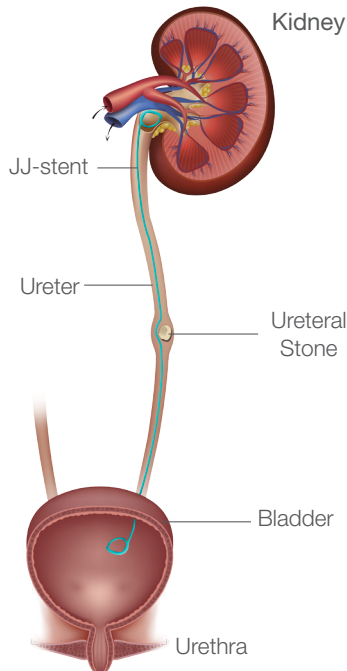


Fig. 1

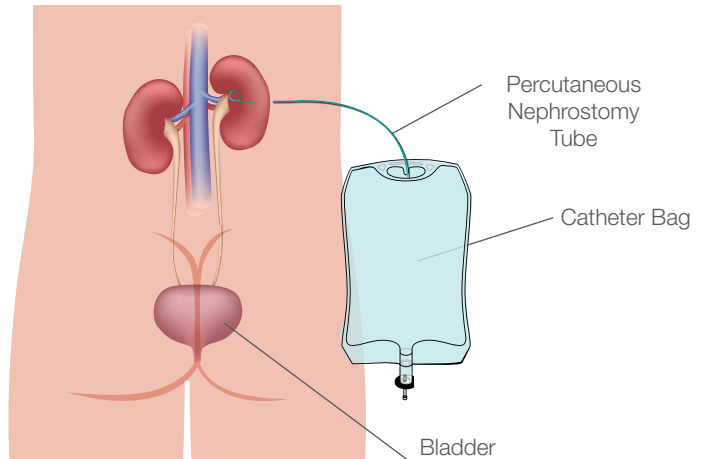


Fig. 2

When should I consider PCNL?

PCNL is best recommended for large, multiple or hard kidney stones that are more than 2cm big. It is also advised when:

- You have more than one stone
- Your stone is very hard

When is PCNL not recommended?

PCNL is a safe and effective procedure. However, if you are taking medication to prevent blood from clotting, you have to stop taking it before PCNL. PCNL is not advised in pregnant women or individuals with a physique that makes it hard for their kidneys to be reached.

How do I prepare for the procedure?

Do not eat, drink or smoke 6 to 8 hours before your procedure. This is to prepare you for general anaesthesia. We will advise you on pre-operation instructions.

When can I return to daily activities?

If a percutaneous nephrostomy tube was inserted during PCNL, hospitalisation is required for us to monitor your condition. You can be discharged once it is safe to remove the percutaneous nephrostomy tube. You may notice blood in your urine in the next few days. Do not engage in physical activity 2 weeks after PCNL.

Visit the hospital immediately if you:

- Develop a fever
- Experience pain even when you are on painkillers

Advantages of PCNL	Disadvantages of PCNL
• Very big stones can be removed completely in one operation	• General anaesthesia is required
	• May experience blood loss during surgery
	• Longer hospital stay

For more information

Ng Teng Fong General Hospital and Jurong Community Hospital

1 Jurong East St 21, Singapore 609606

www.ntfgh.com.sg | www.jch.com.sg

Clinic opening hours

Monday – Friday: 8.30am – 5.30pm

Saturday: 8.30am – 12.30pm (Selected clinics only*)

Dental Clinic: Monday – Thursday: 8.00am – 5.30pm, Friday: 8.00am – 5.00pm

*Please refer to our websites for more details.

General enquiries & appointments

General enquiries line: 6908 2222 (24-hr)

Fax: 6716 5500 | Email: contactus@nuhs.edu.sg

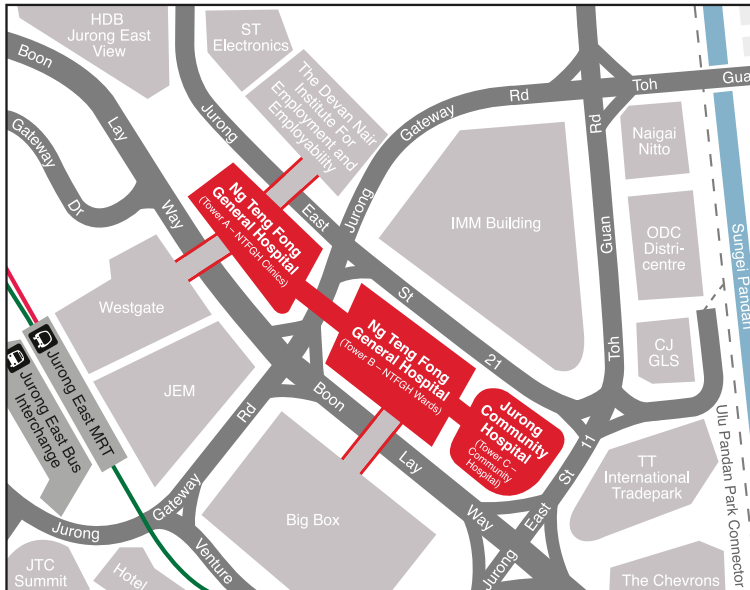
Appointment line: 6908 2222 (Monday – Friday: 8.00am – 5.30pm, Saturday: 8.00am – 12.30pm)

Fax: 6716 2200 | Email: appointment@nuhs.edu.sg

Dental appointment line: 6716 2233 (Monday – Friday: 8.00am – 5.30pm)

Fax: 6716 2200 | Email: JHCampus_Dental@nuhs.edu.sg

Getting there



By train

Alight at Jurong East MRT Station

By bus

Jurong East Bus Interchange

41, 49, 51, 52, 66, 66B, 78, 78A, 79, 79A, 97, 97E, 98, 98M, 105, 143, 143M, 160, 160A, 160M, 183, 183B, 197, 333, 334, 335, 506

Along Boon Lay Way

49, 99, 333, Private bus service 625, 990

Disclaimer:

The information in this brochure is meant for educational purposes and should not be used as a substitute for medical diagnosis or treatment. Please seek your doctor's advice before starting any treatment or if you have any questions related to your health, physical fitness or medical condition. Information is accurate at the time of printing.